

[View Thread](#) | [Post Response](#) | [Read Prev Msg](#) | [Read Next Msg](#)

Re: Old dog - new tricks - fork seals

Posted By: [Chet/Rattlebars](#) <CWALTERS1@neo.rr.com>

Date: 9/21/2006 at 11:15:54

In Response To: [Re: Old dog - new tricks - fork seals](#) (n0tac0p)

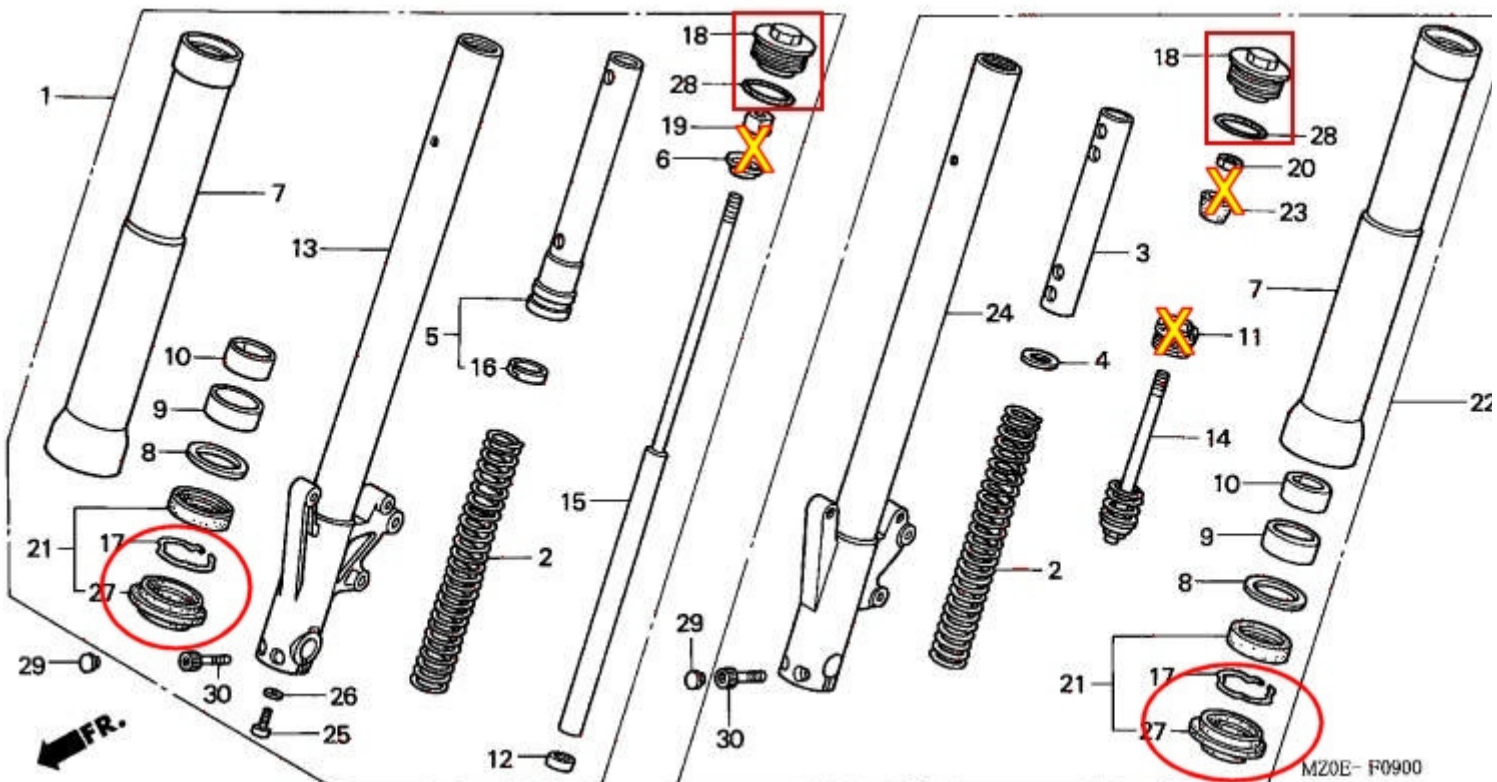
Ken covers it pretty well in his post.

raise bike, remove calipers, front wheel, front fender.

Pull the fork caps. Then follow ken's post.

QUOTE: So: If you are just going to change the "seals" and/or the fork "bushings" you do not have to remove the Left #11 Fork Pipe Bolt or the Right #19 Nut & #6 Spring Seat, which hold in the springs. Just remove the top "Fork Cap #18 AND the "Dust Seal #27 then the "Seal Retainer Clip #17 , then the Slider legs will come out with the springs still internally captivated. Just a few firm slides of the Slider leg against the old seal and she'll pop right out.

Now another Trick: I did not remove the Fork Tubes from the Valk. I jacked the bike up on my Jak-Lift high enough so that I could pull the Sliders down out of the Fork Upper Tubes. Of course the oil came out too, but that I directed (mostly) into my drain pan by wrapping newspaper around the Fork Tube.



<http://www.valkyrieforum.com/forum/tech.cgi?read=902475>

Delete This Message

Password:

Messages In This Thread

- **NEW Old dog - new tricks - fork seals**  (views: 422)
Chet/Rattlebars -- 9/20/2006 at 22:30:27
 - **NEW Re: Old dog - new tricks - fork seals** (views: 210)
n0tac0p -- 9/21/2006 at 02:17:34
 - **NEW Re: Old dog - new tricks - fork seals**   (views: 186)
Chet/Rattlebars -- 9/21/2006 at 11:15:54
 - **NEW Re: Old dog - new tricks - fork seals** (views: 176)
11861 Ken -- 9/21/2006 at 04:32:58
 - **NEW Fork Oil Catcher..... NT**  (views: 63)
Chet/Rattlebars -- 9/21/2006 at 20:40:40
 - **NEW Re: Fork Oil Catcher.....Thats downright shrewd!! NT** (views: 4)
Geezer -- 9/22/2006 at 08:13:57

[View Thread](#) | [Post Response](#) | [Read Prev Msg](#) | [Read Next Msg](#)

VRCC Technical Bulletin Board is maintained by [Support Staff](#) with [WebBBS 4.33](#).
Enhanced by [WebJourneymen.net](#).

[View Thread](#) | [Read Prev Msg](#) | [Read Next Msg](#)

Re: Fork Seals

Posted By: 11861 Ken <hill@ll.mit.edu>
Date: 9/11/2006 at 12:41:22

In Response To: [Fork Seals](#) (Lorne)

I successfully changed my Fork Seals this weekend (with the help of info & photos by Big BF & Britman. I did buy the Honda pipe bolt Nut Remover Tool (44mm) (Which I did not use). 5/23/2006

So: If you are just going to change the "seals" and/or the fork "bushings" you do not have to remove the Left #11 Fork Pipe Bolt or the Right #19 Nut & #6 Spring Seat, which hold in the springs. Just remove the top "Fork Cap #18 AND the "Dust Seal #27 then the "Seal Retainer Clip #17 , then the Slider legs will come out with the springs still internally captivated. Just a few firm slides of the Slider leg against the old seal and she'll pop right out.

Now another Trick: I did not remove the Fork Tubes from the Valk. I jacked the bike up on my Jak-Lift high enough so that I could pull the Sliders down out of the Fork Upper Tubes. Of course the oil came out too, but that I directed (mostly) into my drain pan by wrapping newspaper around the Fork Tube.



I changed my Fork Bushings too, there was a little play in them (4 bushings aprox \$35.). The Seals ran me \$36. (all Honda parts). Took me about 3 hours. Then I had to replace wheel.

Delete This Message

Password:

Messages In This Thread

- [Fork Seals](#) (views: 251)
Lorne -- 9/9/2006 at 18:53:05
 - [Re: Fork Seals](#) (views: 264)
Craig N. AZ -- 9/9/2006 at 21:55:19
 - [Re: Fork Seals](#) (views: 213)
roadmap -- 9/10/2006 at 04:05:12
 - [Re: Thanks](#) (views: 118)
Lorne -- 9/10/2006 at 11:10:48
 - [Re: Fork Seals](#) (views: 125)
Big Bear Craig -- 9/10/2006 at 18:58:15
 - [Re: Fork Seals](#) (views: 137)
Chet/Rattlebars -- 9/22/2006 at 22:03:35
 - [Re: 004 Inches or MM?](#) **NT** (views: 39)
QueXpress #16940 -- 9/23/2006 at 08:31:48
 - [Re: Fork Seals](#) (views: 170)
11861 Ken -- 9/11/2006 at 12:41:22
 - [Re: Fork Seals](#) (views: 175)
Chet/Rattlebars -- 9/13/2006 at 16:42:28
 - [Re: Fork Seals = oil measurement](#) (views: 104)
Airetime -- 9/14/2006 at 06:07:28
 - [Re: Quick Question...](#) (views: 81)
Bob E. -- 9/14/2006 at 06:44:38

- [Re: Side wall](#)  (views: 81)
Brian in B.C. -- 9/14/2006 at 07:07:45
- [Re: Quick Question... Which ever way](#) (views: 66)
Airetime -- 9/14/2006 at 10:37:16
- [Re: Fork Seals](#) (views: 86)
11861 Ken -- 9/14/2006 at 07:51:10
- [Re: Fork Seals](#) (views: 79)
Bob E. -- 9/14/2006 at 07:58:06
- [Re: Fork Seals = go to the link](#)  (views: 91)
Airetime -- 9/14/2006 at 10:34:42
- [Re: Fork Seals = go to the link](#) (views: 71)
udo -- 9/14/2006 at 10:58:03
- [Re: Fork Seals](#) (views: 93)
Chet/Rattlebars -- 9/14/2006 at 12:25:39
- [Yes, the key is that the guts are](#) (views: 83)
dalai-lama -- 9/14/2006 at 16:49:51

View Thread Read Prev Msg Read Next Msg

VRCC Technical Archives is maintained by [Support Staff](#) with [WebBBS 4.33](#).
Enhanced by [WebJournymen.net](#).